

SAMURAI ONE



Add to the high volume a fine and elegant interior design with an endless equipment list and you have an exceptional super yacht.








HUGE SUN DECK AREA FOR SUNBATHING, DINING, RELAXING IN THE JACUZZI OR HAVING COCKTAILS WITH FRIENDS


















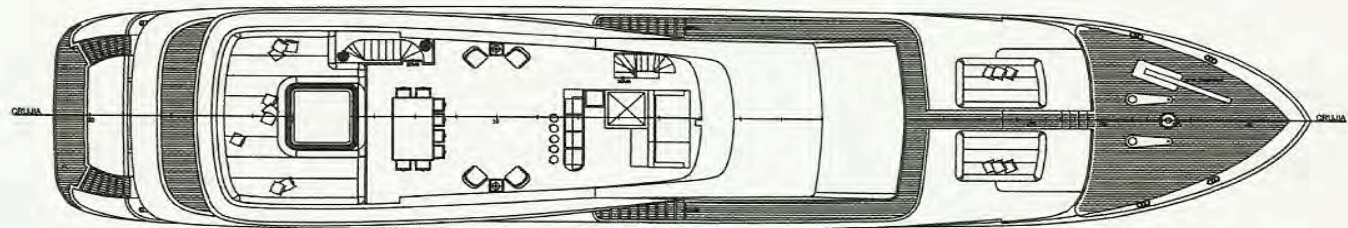




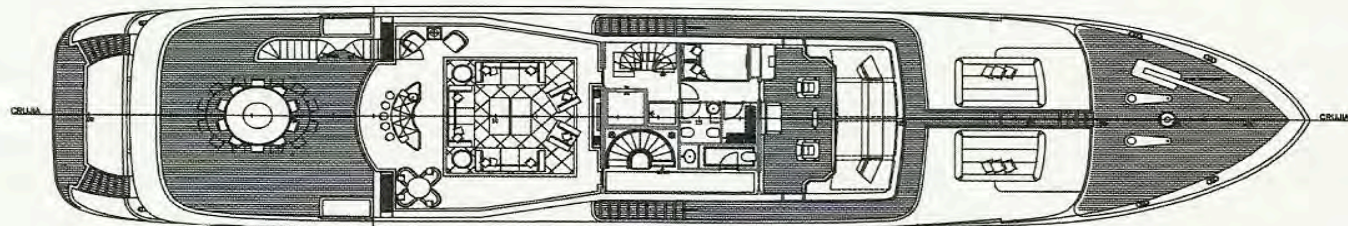




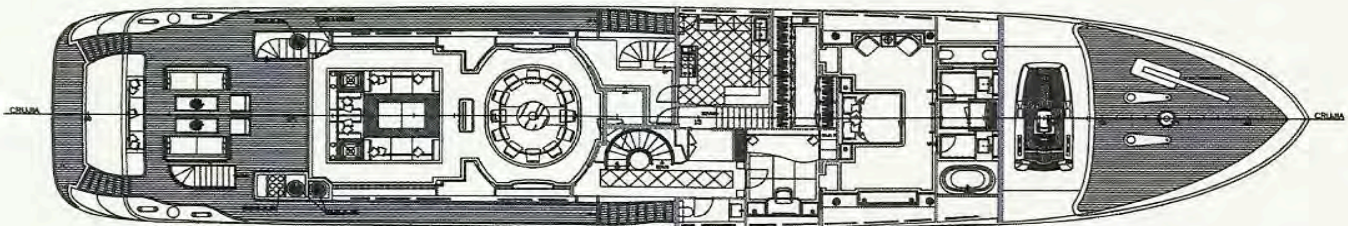




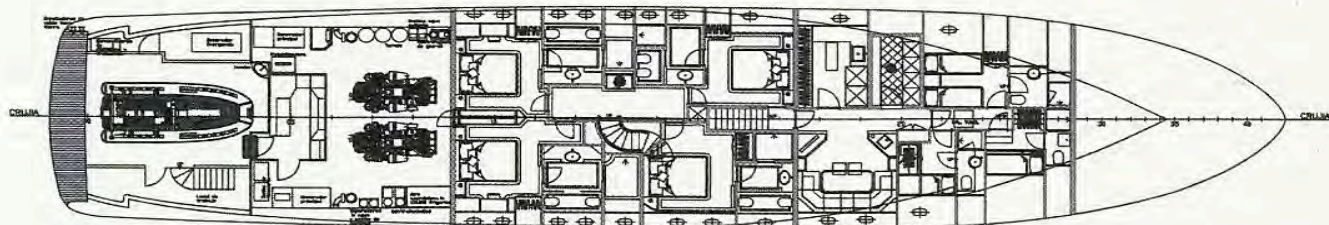
CUBIERTA FLY



CUBIERTA SKY LAND



CUBIERTA PRINCIPAL



HABITACION



Builder:	Astondoa – MCIES Oassive
Model:	GLX
Year / Refit:	2007 / 2011
Length:	43.50m / 143'
Beam:	8.60m / 28.2'
Draft:	2.60m / 8.5'
Cabins:	5 suite double cabins + pullmans
Sleeps:	12 guests
Crew:	8
Cruising speed:	13kn
Max. speed:	17kn
Consumption:	400 L/h – 105 US Gal/h
Engines:	2 X MTU 2,067Hp
Equipment:	<div> Zero-speed stabilizers Jacuzzi on sun deck Wet bar Steam room Cable TV </div> <div> Speakers throughout the yacht Intercom telephone system Swimming platform lounge Wi-Fi Bang & Olufsen entertainment </div>
Water Toys:	<div> 8m / 26' Tender 175Hp 2 x Waverunners Bombardier Water skis 2 x Donuts 1 x SUP paddle board Aquatic Park </div> <div> 5m / 16.5' Tender 125 hp Snorkel equipment Wake board 1 x Kayak Fishing gear Diving equipment </div>